

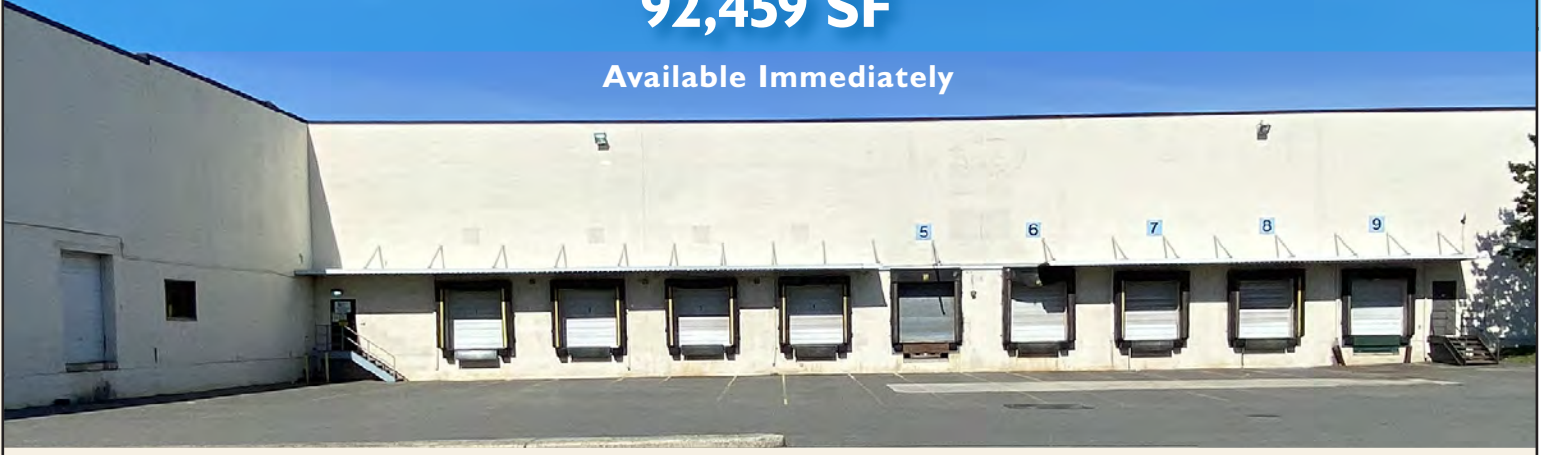
Industrial Warehouse
Space Available

Move Your Business **closer** to the Port of NY & NJ

114-120 Seaview Drive, Secaucus, New Jersey

92,459 SF

Available Immediately



• 92,459 SF Total Available

• Floor Load (Warehouse): 250 lbs psf

• Column Spacing: 45' x 40'
• Ceiling Height: 24'

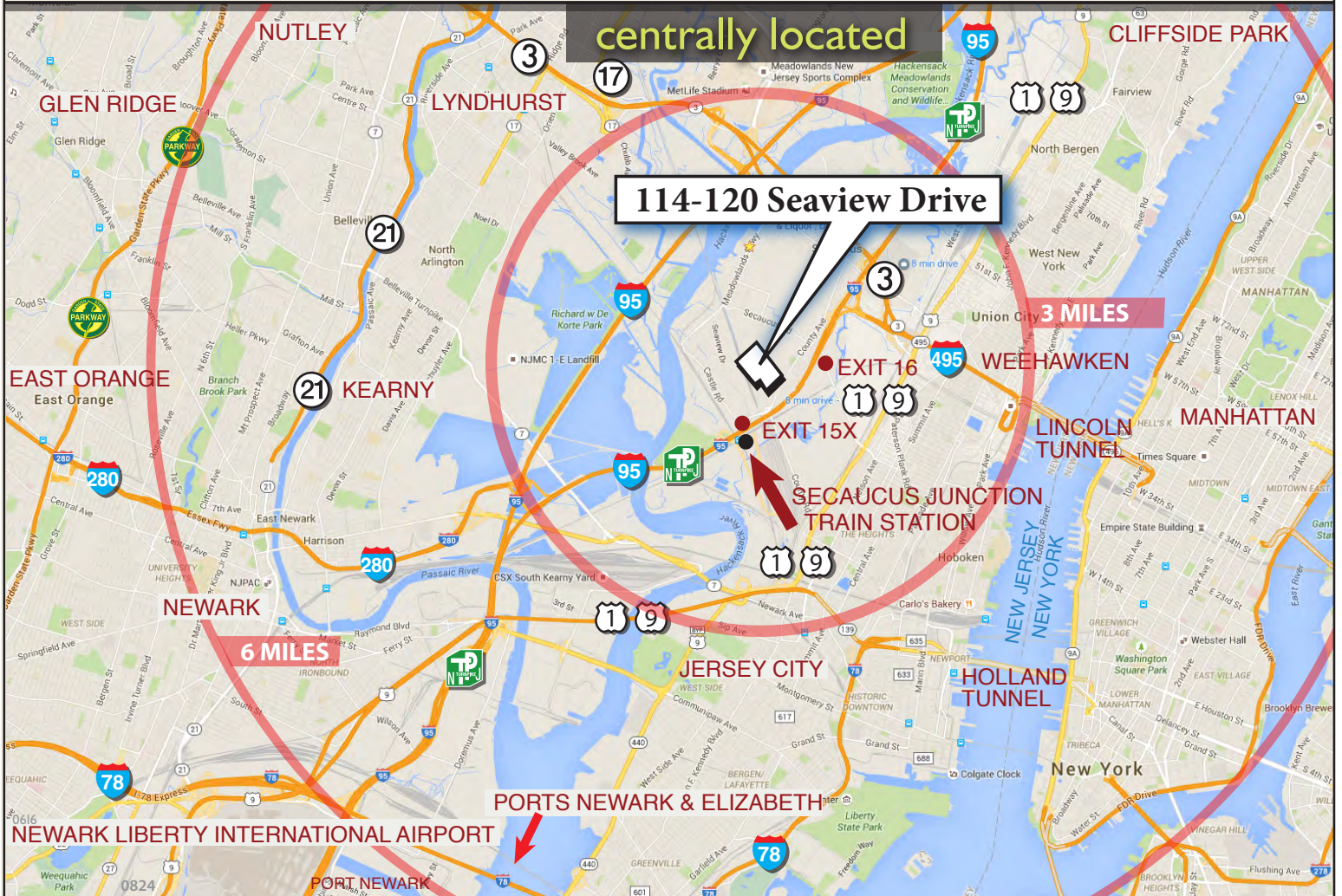
Comments:

• Industrial building located directly off NJ Turnpike at Exit 15X. 2-1/2 miles to the Lincoln Tunnel. The building is within minutes of the Ports, Newark Liberty International Airport and Teterboro Airport. The Garden State Parkway, Routes 17, 46, and arteries to I-80 are easily accessible.

Economic Incentives:

• The New Jersey Economic Development Authority (EDA) offers a multitude of incentive programs.

Visit www.njeda.com for more info.



Industrial Warehouse
Space Available

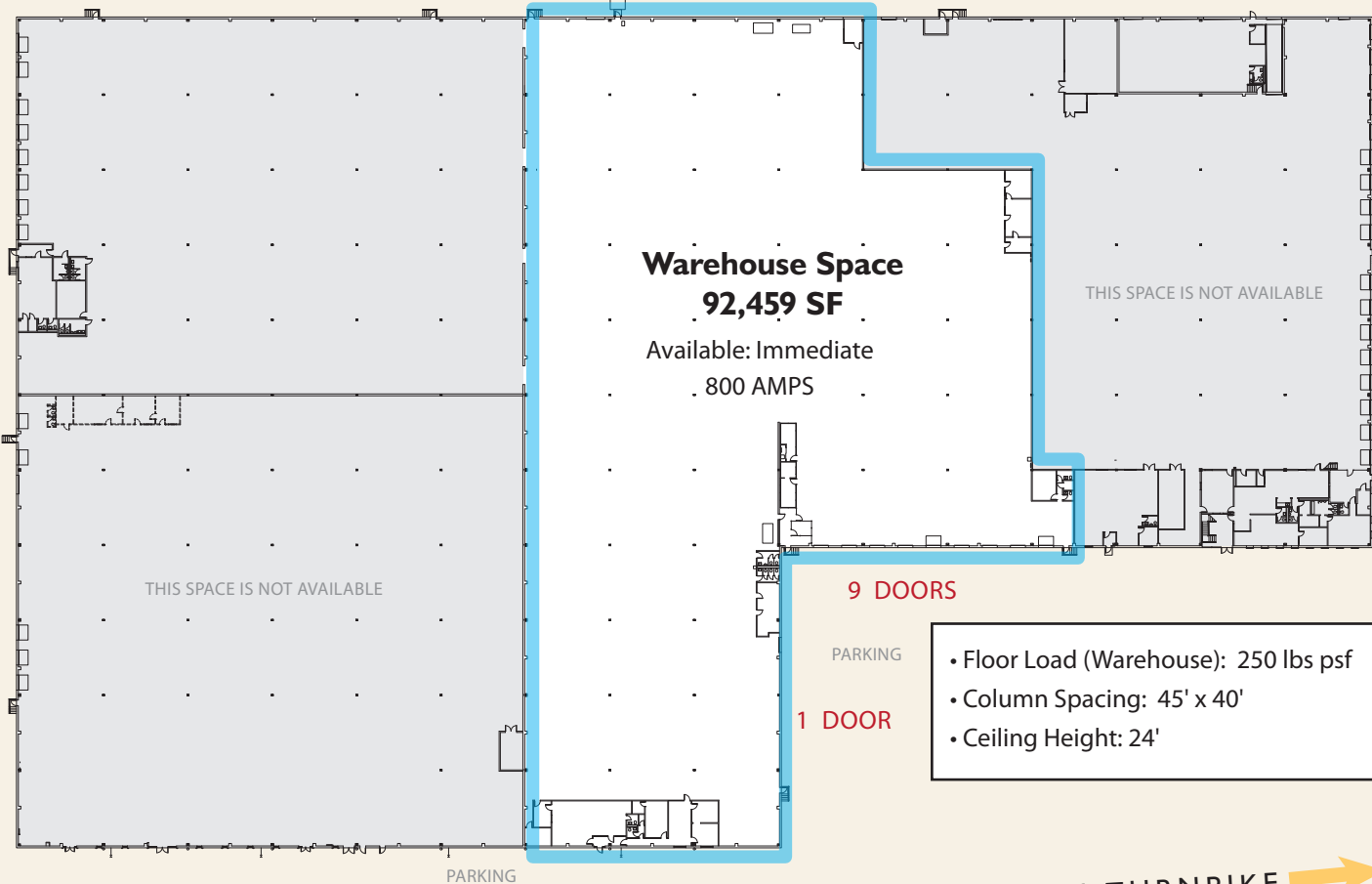
Move Your Business **closer** to the Port of NY & NJ

114-120 Seaview Drive, Secaucus, New Jersey



92,459 SF

114-120 SEAVIEW DRIVE



Warehouse Space

92,459 SF

Available: Immediate
800 AMPS

THIS SPACE IS NOT AVAILABLE

THIS SPACE IS NOT AVAILABLE

9 DOORS

PARKING

1 DOOR

- Floor Load (Warehouse): 250 lbs psf
- Column Spacing: 45' x 40'
- Ceiling Height: 24'

PARKING

1/2 MILE TO NJ TURNPIKE

SEAVIEW DRIVE

For leasing information, please contact:



Charlie Reese • 201-272-5202
charlie.reese@hartzmountain.com

Stephen Benoit • 201-272-5214
stephen.benoit@hartzmountain.com

0824

Hartz Mountain Industries, Inc. • Leasing Department • Phone: 201.348.1200 • Fax: 201.348.4358 • www.hartzmountain.com